

# **CAREERS 360**

## **PREPARATION** **Series**

# **NID 2025**

---

# **Memory Based Question with Answers**

## Table of Contents

---

S.No.	Title
1.	NID DAT 2025 Question Paper Structure
2.	NID DAT 2025 Memory-Based Questions with Solutions
3.	NID DAT 2025 Exam Analysis
4.	Tips to Improve Coloring Skills for NID DAT Exam
5.	How To Prepare for NID Studio Test

# NID DAT 2025 Exam Structure

---

The National Institute of Design (NID) is one of the most prestigious design institutes, and it conducts the NID DAT (Design Aptitude Test) to shortlist potential talents across India. NID DAT is a perfect mix of evaluating Creative Aptitude, Critical Thinking, Drawing and Communication skills. This article explores the set of questions as asked in the NID DAT 2025 exam based on memory as NID does not release its official question papers.

## NID DAT 2025 Exam Structure

Given below is the exam structure of NID DAT 2025:

Section	Number of Questions	Total Marks	Type of Questions	Focus Areas
Part A	19	25	Objective (MCQs, Non-verbal reasoning, etc.)	Non-verbal reasoning, general awareness, puzzles, logo-based
Part B	5	75	Subjective (Drawing and creative tasks)	Poster design, scene visualization, game conceptualization

## Question Paper Structure

The NID Design Aptitude Test (DAT) prelims concluded on 05th Jan 2025 were conducted offline at multiple centres in India. The Studio Test (Mains) is planned for March 2025.

DAT Prelims 2025 was a mix of (Multiple Choice Questions) and Reasoning (drawing and descriptive) and questions based on Logical Deductions. The objective section evaluated general awareness from daily life interactions, logical reasoning, and visual sensitivity, while the subjective section focused on creativity, problem-solving, and sketching skills.

DAT Mains: This stage would be a more tangible experience for the aspirants while attempting questions such as model-making, material handling, and solutions for real-world problem-solving.

# NID DAT 2025 Memory-Based Questions

---

## Part-A Questions:

Logo identification based question, where the LOGO of some organisations was given and the need to be identified.

1. Choose the correct option for the LOGO provided below:


- a. Central Bureau
- b. Central Bureau Commission
- c. Central Vigilance Commission
- d. Reserve Bank of India



**Ans: Option C (Central Vigilance Commission)**

The Central Vigilance Commission (CVC) is an apex governmental body established in India in 1964 to address corruption in government organizations. It functions as the watchdog for ensuring transparency and integrity in public administration.

2. Which of the following is a logo of the detergent company?



**Ans: Option (A)**

The logo featuring the girl in a frock is the trademark of Nirma, one of the most popular detergent brands in India. Nirma's branding is well-known for featuring this iconic image, symbolizing cleanliness and affordability, making it recognizable across the country.

**3. Identify the correct option for the Indian Government campaign that aims to improve accessibility for people with disabilities (PwDs)**



- a. Empowered India Campaign
- b. Accessible India Campaign
- c. Made in India Campaign
- d. Saksham India Campaign

**Ans: Option (B)**

The logo shown represents the **Accessible India Campaign** (also known as *Sugamya Bharat Abhiyan*), which is an initiative of the Government of India launched in 2015. This campaign focuses on improving accessibility for people with disabilities (PwDs) by making public spaces, transport systems, and information more accessible.

**4. Choose the one that is different from others..... ?**

- a. 3:16
- b. 12:00
- c. 10:15
- d. 9:47

**Ans: Option b (12:00)**

Among the given options, **12:00** is unique because it represents an **exact hour (on the dot)** without any minutes, unlike the other times which include minutes.

**5. The given logo belongs to famous organisations in the banking industry**

- a. Axis Bank
- b. Reserve Bank

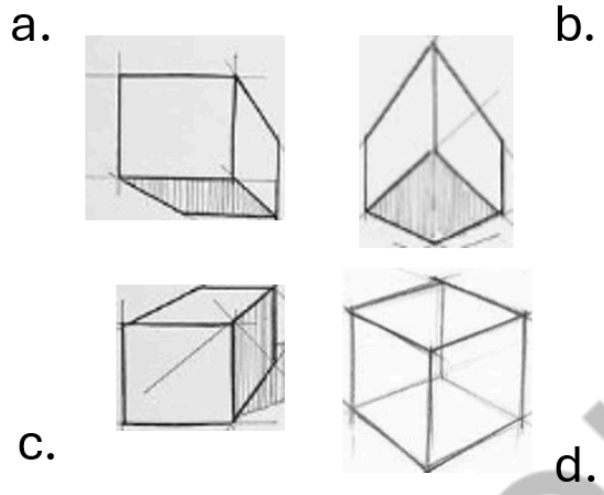


- c. ICICI Bank
- d. HDFC Bank

**Ans: Option C**

The logo prominently features the letter "i" enclosed in a distinctive red and orange design, which is the official logo of ICICI Bank, one of India's largest private sector banks.

**6. Find the odd one out of the options provided below.**

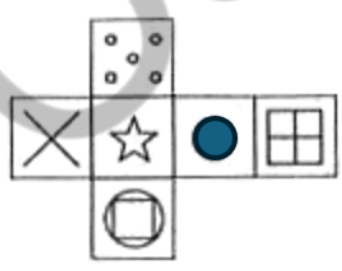


**Ans: Option b**

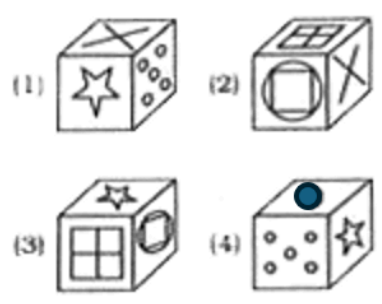
In options a, c and d front faces are shown but in option b corner view or view from edge is shown making it stand out from all the views.

**7. Find the correct option for the order of the given impression of images that come together on folding the paper to form the cube.**

**Question Figure**



**Answer Figure**



**Ans: Option (3)**

The correct answer is (3). This configuration correctly represents the visible sides when the cube is folded.

### 8. The given image suggests which time of the day

1. Early Morning
2. Afternoon
3. Midnight
4. Evening



**Ans: Option 1** (Early Morning)

The shadows are long and prominent, suggesting that the light source (the Sun) is low in the sky. Such long shadows occur during the early morning or evening when the Sun is near the horizon. Since the activity depicted (cycling) is more common during the early morning rather than the evening, it is reasonable to conclude that this image represents **early morning**.

### Part-B Questions (Drawing Aptitude)

Q1. Two persons, A and B. Person B wanted to be like someone Y. So person A asked B why do you want to become like someone Y? You should be self-loving. You should not imitate other people and develop yourself from which God has made us. Person B argued why he can't become good like any other person. What is the harm in becoming good like some idol person?



Image Source: <https://in.pinterest.com/pin>

1. What is valid from your point of view?
2. On what topic is the above paragraph?
3. On the above topic, make some games according to you. Devise six rules for that.

**Ans:**

**1. What is valid from your point of view?**

- Person A's viewpoint is about self-love and not imitating others. It is valid because each individual has their unique strengths and qualities that should be encouraged with authenticity and self-confidence.
- Person B's viewpoint of aspiring to be like someone you admire is also valid because role models can inspire growth and self-improvement.

**A balanced viewpoint is valid here as it is healthy to admire and learn from others, but it is equally important to maintain your individuality. The key is not to lose your identity while adopting admirable traits from others.**

**2. On what topic is the above paragraph?**

**Topic:** The paragraph focuses on the concept of individuality and self love versus imitation or admiration. It debates the value of being true to oneself versus taking inspiration from others.

**3. On the above topic, make some games according to you. Devise six rules for that.**

**Game Title:** Being You

**Objective:** Encourage participants to self-love and embrace their individuality while learning from others.

**Rules:**


1. Each participant lists five unique qualities about themselves.
2. Players then select a role model they admire and identify three traits from them.
3. Create a routine to incorporate one of those traits into their own lives but not blindly and keep their own individuality intact.
4. Participants share a situation they are comfortable about where they balanced their own personality with an admired quality from their role model.
5. Team Discussion: Discussions based on how to balance admiration for a role model, self love and individuality.
6. Reflection Round: Share how participants can plan to stay true to themselves while growing from inspirations.

**Q2. For a given market scene where an “A crow is eyeing a juice shop”.**

1. Now imagine yourself to be the crow; draw the view of the street from the crow's perspective.

2. "Crow want juice" Make a poster on this theme and fill it with appropriate colours.

1.



2.



**Q3 .** From the given image of the Indian Railway's daily life interaction as shown in the image, deduce the challenges faced by five different types of users of all ages, genders, and disabilities.





Image Source: google.in

**Ans:**

1. Slippery floors are present in washroom areas of Indian Railways which increase the risk of falls.
2. The sink and mirror may be positioned too high for children.
3. Indian railways may appear uncomfortable due to the lack of wheelchair accessibility as spaces are narrow.
4. Lack of facilities for disposing of sanitary waste for women passengers.
5. Poor ventilation in washrooms leading to unpleasant odors and discomfort.

**Q4.** Rajeev has a big neem tree (image for reference only) in the courtyard of his house, of which leaves fell in the neighbouring Sanjay's house. Sanjay has often asked Rajeev to cut the tree, but Rajeev didn't want to cut it.

As a designer, sketch and propose four solutions to this problem with supporting text in the given space and Explain the concept in the given space.



---

---

---

---


---

**Ans:**


1. A lightweight barrier or net installed on Sanjay's side to catch falling leaves and debris. A mesh or net can trap the leaves, preventing them from falling into Sanjay's house while preserving the tree. It is cost-effective and easy to maintain.



2. Depict a composting bin or pit set up on Sanjay's property to collect leaves for organic compost.



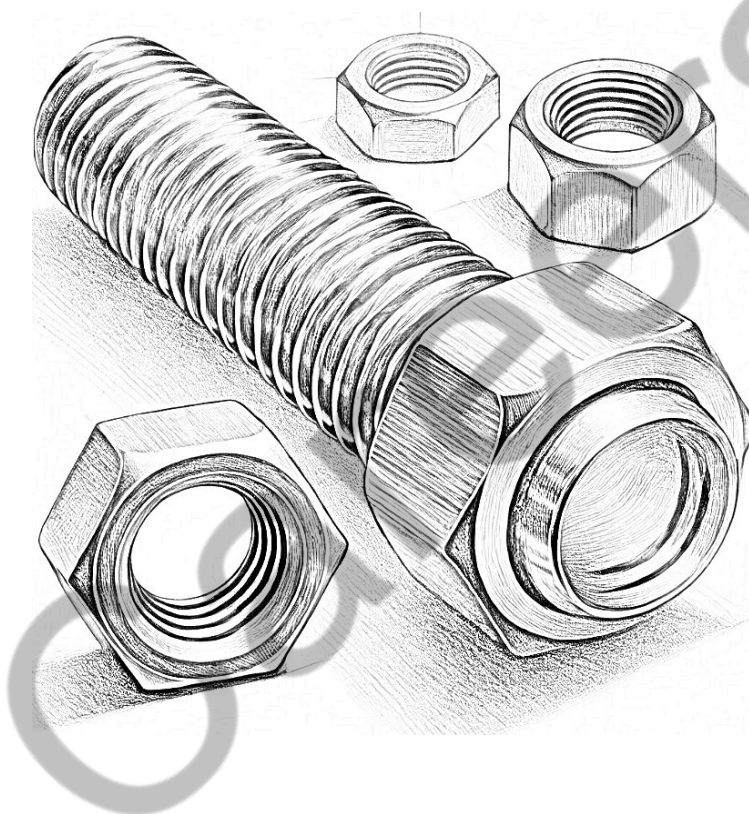

3. A durable canopy can shield the area from falling leaves without requiring the tree to be cut down. Transparent material ensures light still reaches the ground.



4. Regular trimming of branches that overhang into Sanjay's property can reduce the amount of falling leaves while maintaining the tree.



Q5: From the given collage of the pictures from the same object , combine and complete the picture to make a complete sketch by identifying the object in the given space. You must arrange all the images to create a full image of the object.



## NID DAT 2025 - Exam Analysis

---

- Overall, the DAT-2025 question paper was **moderate to easy** for most aspirants. Subject matter experts also found the paper easy, and most focus was on accessing the “problem-solving” approach of the aspirant, emphasising Part B.
- Questions in Part A were mainly about daily interactions, such as logos and symbols-based questions. General awareness questions were more focused than general knowledge questions, allowing aspirants to score in the awareness section based on everyday observations.
- Most questions were purely logic-based, which could have been solved with logic and understanding of the surroundings through observation skills. Trends have been observed to be shifting to challenging the general intelligence quotient over topic-specific evaluation. Instead, the questions asked are a mix of multiple topics and their application.
- The paper distribution between Part-A (logical and Reasoning Aptitude) and Part-B(Drawing Aptitude) was tentative 3:1, making the drawing aptitude a much-sought skill in the aspirants appearing for the examination in coming years like 2026.
- Drawing Aptitude (Part B) was scoring for anyone who paid attention to the details in the question paper and understood the technicalities, functionalities, and presentation of the solutions proposed.

The DAT Examination this year was a balanced question paper where the questions asked in Part A (Reasoning and Logical Aptitude) were easy to score with a dedicated preparation of approx 03 months with a focus on topics as discussed in the past on this website, including the understanding of basics of sketching to technical questions addressed in the past. The drawing aptitude section is scoring in the last 03 years trend, where the questions asked are very creative based on situation, problem-solving and technical fundamentals of the Drawing Aptitude. Overall, the NID-DAT examination is easy to crack, and it requires a good strategy and understanding of the basics, with almost 03 months dedicated to preparation to crack the examination for one of the most reputed D-School in India.

## Tips to improve Coloring skills for NID DAT Exam

---

- Students can start by learning the basics of color wheel: primary, secondary, tertiary colors. Understand concepts like complementary, analogous, warm, and cool colors.
- Practice blending shades using dry media like color pencils, crayons, and pastels. Students should work on smooth transitions between colors.
- Focus on light and shadow to give depth to the artwork. Practice adding highlights and shadows to objects for a 3D effect. Students can also use white color to create highlights.
- Focus on neatness and staying within outlines.
- Explore different mediums like color pencils, watercolors, poster colors, markers, oil pastels, etc. Understand the properties of each medium, such as transparency or opacity.
- Color an object from real life or create a mood board daily. This will help students in understanding and creating visually pleasing compositions.
- Incorporate 30 minutes a day for blending and shading exercises.

# How to prepare for the NID Studio Test

---

As NID DAT Prelims is over, it is time for students to start preparing for the NID Studio test to be well prepared for the exam. Here are some tips students can use to help them in their preparation:

- For NID Studio Tests, tasks given to students involve model-making, sketching, material exploration, and problem-solving. Students should explore different materials like paper, clay, or wire.
- Students should familiarize themselves with some common materials used in the test, such as: Paper, cardboard, clay, thermocol, wire, aluminum foil, cloth, thread, and sponge and adhesives like glue and tape.
- Practice daily to illustrate abstract ideas visually, practice one-point, two-point, and three-point perspectives. Work on quick sketches of objects and scenes.
- The NID Studio Test has strict time limits. Practice completing tasks quickly and efficiently by simulating test conditions and a timer while working.
- Neatness and attention to detail matter are the key to score high in the exam. Practice cutting, folding, and assembling materials cleanly.
- Practice and solve sample problems and work on your strengths and weaknesses accordingly.

***With Warm Regards***

***Best Wishes***

***Team Careers360***