

# **CAREERS 360**

**PRACTICE** **Series**

**UCEED 2026**

---

# **How to Master Part-B**

**(Drawing Section Strategies)**



# Content

---

About This eBook	3
UCEED Exam Part-B Pattern and Syllabus	4
How to prepare for UCEED Part-B Drawing Ability Section	6
How to prepare for UCEED Part-B Design Aptitude Section	12
<b>Other Useful Resources</b>	<b>16</b>
UCEED Preparation Books	

# ABOUT THIS eBOOK

---

Dear UCEED Aspirants,

We are excited to share that we have created an eBook for students preparing for the UCEED exam (Part-B). This comprehensive guide is designed to help you prepare through all aspects of the Part-B section of the exam, ensuring you are well-prepared to tackle every challenge with confidence.

## What's inside this eBook?

- 1. UCEED Exam Part-B Pattern and Syllabus** - Detailed breakdown of the exam pattern and syllabus for better understanding of the Part-B section of the UCEED exam.
- 2. How to prepare for UCEED Part-B Drawing Ability Section** - Strategies and Tips for approaching the Drawing ability questions for the UCEED exam.
- 3. How to prepare for UCEED Part-B Design Aptitude Section** - Guidance on approaching the design aptitude oriented questions of the UCEED exam.
- 4. Other Useful Resources** - Additional resources such as resource books to aid your preparation.

Dive into your preparation with this guide and move confidently towards achieving your goal of excelling at the UCEED exam.

All The Best!!!!

# UCEED Exam Part-B

## Pattern and Syllabus

It is very important for aspiring students to thoroughly read and comprehend the UCEED exam pattern and syllabus before starting their preparation, as it will guide them on the types of questions to expect, the language of the exam, and the marking system for each segment.

### UCEED Exam Pattern - Part B

The [UCEED exam pattern](#) for Part-B (Sketching part) helps students understand parameters such as question format, exam mode, marking scheme, maximum marks, etc. The UCEED exam pattern Part-B is mentioned below.

Particular	Details
Mode of the exam	Part B - Pen and paper mode
Exam duration was given for each part	Part B - 1 hour
Exam duration was given for each part	English
Exam duration was given for each part	100 marks

### Marking scheme for UCEED Part B

The UCEED exam's Part B assesses candidates' ability to sketch, visualize 3D, and comprehend perspective. Speed drawing and observation are crucial components of this section.

Type of question	Number of question	Total marks
Sketching	1	1
Design Aptitude	50	50

## UCEED Exam Syllabus - Part B

According to the [UCEED Exam Syllabus](#), questions in Part B for the UCEED exam comprise the following sections:

- **Drawing:** Ability to draw products, people, or scenes in proportion with good line quality, composition, proportion, perspective, and shading.
- **Design aptitude:** Capability to practically and appropriately respond to problems/situations with ingenuity and empathy.

# How to Prepare for UCEED Part-B Drawing Ability Section

---

More emphasis is now given on sketching and design skills on the [UCEED exam](#), which used to focus mostly on logical, nonverbal, and mathematical skills. This means that students need to start practicing their sketching and drawing skills as soon as possible.

If you fear that your drawing skills or sketches aren't good then that's okay as you can start practicing daily with a minimum of 1 sketch per day and evolve and enhance your skill with daily practice. Practicing daily will not only improve the quality of the drawing but also improve the time management for the actual exam.

## **UCEED Part-B Drawing section**

The drawing and sketching section for the UCEED exam include questions like perspective drawing, storyboarding, product sketching, figure and human sketching, object drawing and nature drawing, etc.

For the UCEED exam, students are not allowed to use any tools like ruler, compass etc. to help them in sketching tasks. Therefore, it becomes very important for students to develop the sketching ability to draw neat and visually pleasing sketches within the allotted time.

## **Important and Scoring topics for Drawing Section in UCEED Part-B Exam**

Given below are some important and mostly asked topics in the UCEED drawing and sketching section for students to understand and prepare to score high:

### **1. Perspective Sketching**

Perspective sketching is imagining how a view is seen and then drawing it out on paper. Perspective drawings are more realistic and appropriate.

According to the vanishing points, 1/2/3 perspective of the drawings are termed. Let's look at examples:

- 1 point perspective: view of railway tracks meeting at 1 point.
- 2 point perspective: view of any space through human eye level.
- 3 point perspective: view from an extremely low or high eye level.

It is important to start practicing for UCEED and understand different perspective drawings as it is one of the most important topics that is asked in the UCEED Syllabus.

### Tips to prepare for Perspective sketching for UCEED exam

- If you fear that your drawing skills or sketches aren't good then that's okay as you can start practicing daily with a minimum of 1 sketch per day and evolve and enhance your skill with daily practice.
- Practicing daily will not only improve the quality of the drawing but also improve the time taken to make 1 sketch.
- Students initially can use scales to mark vanishing lines and height of objects just to get a better idea of vanishing points, but it is advisable to start sketching without scale/ruler to better their vanishing lines and better straighter line strokes.
- Start with guiding boxes for objects and then create details for objects into the boxes, it will help in better creating heights and widths for objects.

### Sample Question and how to Approach for Perspective sketching for UCEED


#### Ques:

Read and visualize the following:

- A rat is spotted inside a school canteen.
- A school boy is afraid and standing on a stool/chair.
- A brave school girl is chasing the rat out of the canteen.
- A tiffin box is falling on the floor.
- Two school bags and two water bottles are kept on a table.
- A few plates are broken and lying on the floor.
- The canteen owner is watching this in shock, standing on top of the counter table.

Sketch this scene from the canteen owner's point of view.

#### Solution:



## 2. Product Design and drawing

The UCEED exam has a lot of questions about product or object design, therefore students should concentrate on coming up with unique, creative, and useful product designs. Presenting your product design in an accurate and visually pleasing way is crucial.

Therefore, it is recommended that students try designing new products for already-existing ones and practice drawing them from various angles to precisely depict how they function. The sketch must show what it is, how it works, who uses it.

Here are some [UCEED previous year's drawing questions](#) with an approach on how to solve UCEED part-B questions.

### Tips to prepare for Product design and sketching for UCEED exam

- It is important to first read the brief clearly, understand Underline user, context, pain point, constraints.
- Indicate materials through shading and hatching techniques (metal, rubber, fabric) to give you an edge in front of the examiner.
- Sketch basic products, explore multiple design variations, and add user interactions (e.g., how people will use the product).
- Sketch the product details with a zoomed view of important components.
- Practice under time constraints to simulate exam conditions.

### Sample Question and how to Approach for Product Design for UCEED

Ques A visit to a museum or a zoo is always something we look forward to with much excitement. But

such visits are very tiring too; after about an hour or so we look for a place to sit – a chair or bench, that is never nearby. What if we could carry our own chair everywhere? Design a portable seating device that you could carry in your backpack or hand bag. It should be light enough to carry around, small enough to fit into your bag, easy to use, and good to look at.

Show the seating device when:

1. it has just been taken out of the bag and
2. it is ready to sit on.

**Solution:**



**Approach:**

- The most crucial first step is to thoroughly read the question and understand what is asked.
- Make at least three perspectives for questions about product design. Your score will rise if you shade textures and materials correctly.
- Make sure your presentations are tidy and clean.

**Concept:**

A portable inflatable seat with a foldable backrest.

Folded State:

- When deflated, the seat is small enough to roll up and carry in a pouch.
- Includes a hand pump stored in the pouch.

Expanded State:

- Inflatable seat with an integrated backrest, secured by straps for stability.
- Ideal for uneven surfaces, providing cushioned comfort.

### 3. Storeyboarding

Students' ability to visually depict a series of events is assessed in the storyboarding section. It evaluates a candidate's ability to use a series of sketches to convey a narrative, idea, or sequence. Questions are asked to create a storyboard for a simple narrative, such as depicting the steps of an action or an idea through a sequence of panels. The difficulty lies in creatively and clearly illustrating the progression of events.

*Students can solve as many [UCEED sample questions](#) and mock tests as that will help them to understand the kind of questions asked in the UCEED exam.*

#### Tips to prepare for Storyboarding section for UCEED exam

- Learn the structure of a storyboard, including how to divide scenes into panels and show transitions.
- Understand how to convey motion, emotion, and narrative in a few frames.
- Begin by drawing scenes in smaller sketches. Pay more attention to the story's overall structure and flow than its details.
- Conveying emotion and movement through visual elements. Students are advised to develop observation skills from real life events and learn how to express character's emotions through the sketches.
- Refer from [Tips to Sketching Human Figures and Interaction for UCEED](#) for better understanding.


#### Sample Question and how to Approach for Storyboarding section for UCEED

**Ques: Task: Create a 4-frame storyboard showing how a person makes a sandwich.**

Frames:

1. Frame 1: The user places two slices of bread on a plate.
2. Frame 2: The user adds slices of cheese, lettuce, and tomatoes.
3. Frame 3: The user adds condiments like mayonnaise or mustard.
4. Frame 4: The user closes the sandwich, cuts it in half, and serves it.

**Solution:**



**Approach:**

- Plan key actions first like: Placing bread on a plate, Adding cheese, lettuce, and tomato, applying sauces (e.g., mayo, mustard) and Closing the sandwich, cut, and serve.
- Use clear lines and simple details.
- Add shading for depth.
- Ensure smooth transitions.
- Include labels or captions if needed.

**Books and Resources for UCEED Part-B Drawing section****• Drawing: A Complete Guide by Giovanni Civardi**

This book is a comprehensive guide aimed at helping both beginners and more experienced artists improve their drawing skills. The book also offers a comprehensive foundation in drawing principles by covering a wide range of subjects and approaches.

**• Master of Anatomy - Character Design Masterclass**

This book is a comprehensive reference on character design and drawing that places a special emphasis on anatomical accuracy. Artists and designers who wish to create lively, well-proportioned, and convincing characters are the target audience for this book.

**• Lorenzo - How to Think When you Draw books**

Lorenzo Mattotti's "How to Think When You Draw" is a collection of books that helps students to gather insights into the creative and conceptual processes for drawing. This book also focuses on developing a deeper understanding of drawing beyond technical skills.

# How to Prepare for UCEED Part-B Design Aptitude Section

---

One of the important skills in the UCEED exam is the ability to design practical and innovative solutions to the given issues. Questions that are generally asked from this section include Design thinking, innovative ideas and Storytelling.

The ability to swiftly and efficiently use visual sketches to demonstrate innovative and new ideas is one of the most crucial skills that students need to learn. Students can practice making concepts more aesthetically beautiful by presenting them with few details, proper proportions, and simple lines.

## Design Aptitude section for UCEED Part-B

As the UCEED exam closely examines innovation skills and design thinking ability for students, candidates must practice their memory skills by drawing and sketching everyday objects/scenarios.

Try to come up with new solutions for existing products and take feedback from peers and family members on how practical the solution is to develop better design thinking ability.

## Design aptitude for UCEED Part-B include topics like:

### Creative thinking

Creative Thinking is the sensitivity ability a designer should have that helps to analyze any change in the design and then respond accordingly to that change. Observation and Design Sensitivity with creative thinking together helps a designer to get a better and more detailed understanding of the needs of the users for whom they are designing and become more mindful and sensitive in creating their design.

### Problem Solving

Once you have an in-depth understanding of the problem users are facing, it becomes easier to come up with the solution. The next step is to develop empathy towards the problem. Another step is to start generating plausible ideas. After these steps, you need to create a prototype for the solution of the problem.

## Observation Skills

Analyzing and observation skills are the key topics here where it is important to understand objects in depth with not just the outer obvious meaning. Ability to read and view objects and information beyond making connections, drawing meanings and conclusions, obvious details, forming opinions, and making comparisons.

## Design Principles

The principles of design are the rules you must follow to create an effective and attractive design composition. The fundamental principles of design are Balance, Contrast, Emphasis, Hierarchy, Movement, Proportion, Repetition, Rhythm, and Pattern. Students need to first understand that without the understanding of basic principles, it may take a lot of trial and error to create something that both looks good and creates an optimal user experience.

## Tips to Prepare for the Design aptitude section for UCEED Part-B

- Practice sketching ideas quickly to improve visual thinking. Analyze good and bad designs around you.
- The best way to develop the skills for design aptitude is to start creating solutions using real life inspirations and case studies.
- Once you get a hang of how to design practically and innovatively, try to imagine and work on solutions without the help of looking at already existing solutions.
- Figure out your strengths and weaknesses and then practice daily to work on the weaknesses and simultaneously work on how better you can use your strengths for any given situation.
- It is very important for students to first learn how to apply design principles: contrast, alignment, hierarchy, balance etc.
- Students can go through some [UCEED previous year questions](#) to understand the type of questions asked in the exam.

## Sample Questions and approach for Design Aptitude section for UCEED Part-B exam

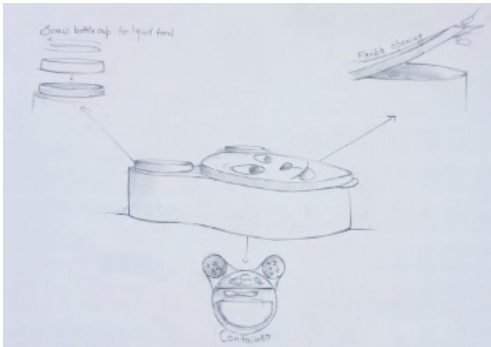
**Ques:** A six-year old girl is going to school for the first time. She needs to carry a lunch box in her school bag. Her lunch can contain typical Indian food items (both dry as well as liquid food items, such as Roti, Rice, Dosa, Dal, Sambar, etc.). Design a lunch box for her, considering her needs. Sketch your design, and visually explain the features of your design along with clear labels.

### Note:

Use only a pencil. Do not use colors.

Explain your design only through visuals and short labels.  
Do not write separate explanations.

**Sample Solution:**



**Ques:** Drawing [50 Marks]

On a Sunday morning, 5-year-old Geet, her grandmother and father are cleaning their old garage. It is a big garage with large open windows near the ceiling. It has an old bicycle, a football and other objects. The father is cleaning the cobwebs. The grandmother, while cleaning, finds her old guitar which she used to play during her college days. She gets excited and starts playing it as Geet starts dancing around. The garage also has a lot of old memories of Geet's sporty grandmother and her studious father. Geet's school friend stands at the door of the garage watching this whole scene. Draw this scenario from the friend's point of view.

**Note:**

Use only pencil  
Do not use colors

**Sample Solution:**



## Books and Resources for UCEED Part-B Design Aptitude section

- **Creative Thinking: Finding Solutions Out of the Box by Paul Bailey**

This book is a great resource for students to sharpen their creative thinking skills and problem solving ability. This book offers a lot of brainstorming and mapping activities to enhance their creativity for everyday problems.

- **Problem Solving 101: A Simple Book for Smart People by Ken Watanabe**

This book is a great resource for aspiring students to strengthen their creative abilities. The book provides a systematic and creative approach to problem-solving, utilizing real-world examples, illustrations, and diagrams.

- **The Design of Everyday Things By Donald A. Norman**

The Design of Everyday Things is one of the most popular and important books for any designer as it deals with human-centered design and human psychology to create products with not only great functionality but also user friendly.

- **The Art of Noticing: 131 Ways to Spark Creativity, Find Inspiration, and Discover Joy in the Everyday By Rob walker**

This book comprises 131 different activities to provide practical exercises and techniques to help individuals sharpen their observation skills, enhance creativity and have a deeper understanding of our everyday world.






# Other Useful Resources

Aspiring students are advised to also go through the following articles and eBooks curated by the experts to help them in their UCEED exam preparation to make better study plans and score high.

## Articles

- [UCEED Preparation: Tips, Best Books, Strategy & Guide](#)
- [UCEED Study Material: UCEED Preparation Books, Download PDFs](#)
- [Important Topics to Study for UCEED Exam](#)
- [Top 10 Skills Required for UCEED Exam](#)
- [UCEED Exam Preparation: Read 10 Do's and Don'ts for UCEED](#)

## More UCEED Study Resources - Free PDFs Download

<b>UCEED Previous Year's Question Papers with Solutions PDF (2019-2024)</b>	<a href="#">Download Here</a> 
<b>UCEED Full Study Material</b>	<a href="#">Download Here</a> 
<b>UCEED Preparation Guide</b>	<a href="#">Download Here</a> 
<b>UCEED High Weightage Topics + Practice Questions</b>	<a href="#">Download Here</a> 
<b>UCEED 2025 Official Question Paper with Solution</b>	<a href="#">Download Here</a> 

With Warm Regards  
Best Wishes  
Team Careers360