

CAREERS 360

PREPARATION **Series**

NID Studio Test 2025

**Sketching & Visualisation
& Doodling and Rapid
Sketching**

Content

About This eBook	3
NID Studio Test Pattern and Syllabus	4
Sketching, Visualisation Based Exercise, Doodling and Rapid sketching	5
Preparation tips	6
Sample Questions	8
Other Useful Resources	10

ABOUT THIS eBook

Dear **NID Aspirants**,

We are excited to share that we have created an eBook on preparation for students preparing for the Sketching, Visualisation Based Exercise, Doodling and Rapid sketching section for the **NID Studio Test 2025**. This comprehensive guide is designed to help you prepare through all aspects of the section, ensuring you are well-prepared to tackle every challenge with confidence.

What's inside this eBook?

- **NID Studio Test Pattern and Syllabus**- Detailed breakdown of the exam format and exam syllabus for better understanding of the exam.
- **Sketching, Visualisation Based Exercise, Doodling and Rapid Sketching**- Detailed understanding of the section with approach and techniques on how to ace questions from the section.
- **Preparation Tips** - Important Strategies and Tips for tackling the Sketching, Visualisation Based Exercise, Doodling and Rapid sketching section for NID Studio Test.
- **Sample Questions** - with detailed solutions and approach to tackle them.
- **Other Useful Resources** - Additional resources such as resource books to aid your preparation.

Dive into your preparation with this guide and move confidently towards achieving your goal of excelling at the NID Studio Test.

All The Best!!!!

NID Studio Test Pattern and Syllabus

Candidates who have qualified the prelims can appear in the NID Mains exam. The Mains exam involves studio tests and personal interviews. Students are examined on their practical skills, problem-solving abilities, and creativity for the studio test. Personal interviews assess candidates' design viewpoints, motivations, and communication skills, offering a thorough assessment of their fit for the position.

Particulars	Details
Mode of exam	Offline
Total marks of NID DAT	100
Duration of Exam	3 hours
Mode of Language	English
Type of questions	Based on Sketching/Drawing/ Model Making

NID DAT MDes Mains Syllabus (Studio Test)

The key subjects covered in the [NID Mains syllabus for the DAT 2025](#), studio test are listed in the table below. This extensive list of subjects will be a useful tool for your preparation, assisting you in comprehending the scope and complexity of the material that must be studied.

Important Topics for NID Studio Test - M.Des		
Model Making	Doodling	How to evolve ideas
Audio – Visual Exercises	Material Manipulation	Creative Thinking

Sketching, Visualisation Based Exercise, Doodling and Rapid Sketching

Sketching and Visualisation Based Exercise:

NID Studio Test examines student's visual communication skills. Questions can be based on topics including: Design Principles, Fundamentals of Colors and Composition, Alignments and Geometrical Understanding and Storytelling.

It is one of the most important skills that needs to be developed by the students to effectively communicate their solutions visually with the quick and effective visual sketches. To present ideas more visually appealing, students can practice using clean lines, proper proportions, and presentation with minimal details.

Exercise: Try practicing sketching and visual solutions within short time constraints.

Doodling and Rapid Sketching:

Doodling/ Gesture/ Life/ Blind Contour Drawings are all types of free flowing and freehand drawings where there is more freedom and expression is needed to be shown. These drawings do not hold any set of rules or need any tools for creation, they are generally created with free flowing lines and curves. These drawings ideally should not take a lot of time to create but should be able to convey the needed information and message.

This becomes one of the effective practices as gesture and human figure drawing is needed for a lot of solutions in the NID Studio Test. It is also important to practice human figures, daily objects, and everyday basic scenes. Work daily on gesture drawing to express different motion, posture, and emotions effectively.

Exercise: Draw quick stick figures with different poses, then add details.

Preparation Tips

Basic Drawing Skills

Aspiring students need to develop basic drawing skills which can be achieved through practice for at least half an hour every day sketching exercises. Learn one-point, two-point, and three-point perspectives to improve your ability to accurately depict objects and scenes. This ability is essential for drawing sketches that are proportioned and lifelike.

Observation and Memory Drawing

Students are needed to work on their Observation and memory skills for the NID Studio Test as it is examined carefully by the examiners in NID Mains. Students can practice and master observational skills by sketching everyday objects/scenarios from memory. This will help in developing the ability to recall and recreate detailed images accurately.

Techniques

While preparing for the Drawing Questions for NID Studio Test, aspirants should focus on bettering their pencil strokes, shading techniques and scale and proportion of the elements in the sketch.

Object & Product Design Sketching

A lot of questions in the NID Studio Test are usually based on Product or Object Design, therefore students should work on designing innovative new products. Practice sketching product concepts with exploded views, side views, and user interaction.

Visualization

It is one of the most important skills that needs to be developed by the students to effectively communicate their solutions visually. Students should be smart about the questions and create designs which offer the best solution for the given questions.

Understanding

One important thing for students to keep in mind is to sit with the question, understand it completely, think for the best solution and then start with creating the solution and finally create the sketch.

Sample Questions

Students can solve as many sample questions and mock tests as they can to develop a sense of the kind of questions asked and also develop a sense of confidence in them for the actual exam day.

Consistency

Establish a Daily Drawing Routine: Set Aside Time: Dedicate at least 30 minutes to an hour each day for drawing practice. Consistency is key. Start with simple warm-up sketches to loosen up your hand and improve your line quality.

Time Management

Since the NID Studio Test has time constraints, it is crucial that students come up with original, imaginative, and creative solutions within the allotted time. Candidates must practice thinking and drawing effectively under time constraints without going overboard or wasting time.

Sample Questions

Ques: Draw a four-step visual sequence of a seed growing into a tree.

Solution:




Step 1



Step 2



Step 3



Step 4

Ques: Transform a basic "Circle" shape into three different creative objects.


Solution:



1



2



3

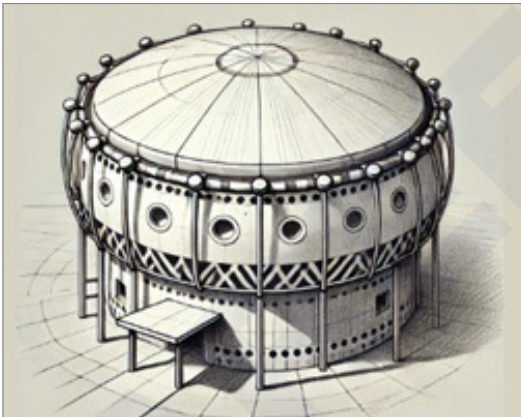
Ques: Draw a rapid sketch of a street vendor selling flowers in a busy market.

Solution:



Ques: Illustrate a building inspired by a musical instrument.

Solution: A circular building designed like a drum, with a stretched membrane roof and cylindrical walls.



Other Useful Resources

Aspiring students go through the following articles and eBooks for their NID preparation to make better study plans and score high.

[NID Preparation Books 2025, Best Books for NID Entrance Exam](#)

[NID DAT Study Material 2025: Best Books, Preparation Tips and Syllabus](#)

[How to Prepare for NID 2025 \(Mains & Prelims\): Check Preparation Strategy](#)

[NID DAT E-books and Sample Papers](#)

[NID Studio Test \(Model-Making and Material Handling EBook\)](#)

With Warm Regards
Best Wishes
Team Careers360